

2021 - 2022

ANNUAL REPORT

SPEECH AND LANGUAGE
THERAPY SINGAPORE

TABLE OF CONTENTS



Committee Members	_____	3
Membership	_____	4
Website Statistics	_____	5
Social Media	_____	6
Financial Statements	_____	8

COMMITTEE MEMBERS



Dec 2021 - Present



Chloe Ang
President




Yee Kaisin
Immediate Past President




Maria Tan
Secretary & Vice-President (Operations)



Elizabeth Teo
Vice-President (Strategy)



Peggy Ching
Treasurer



Alexis Hu
General Committee



Clare Ee
General Committee



Samuel Chi
General Committee



Tanushree Saxena-Chandhok
General Committee



Cheryl Wongsodirdjo
General Committee



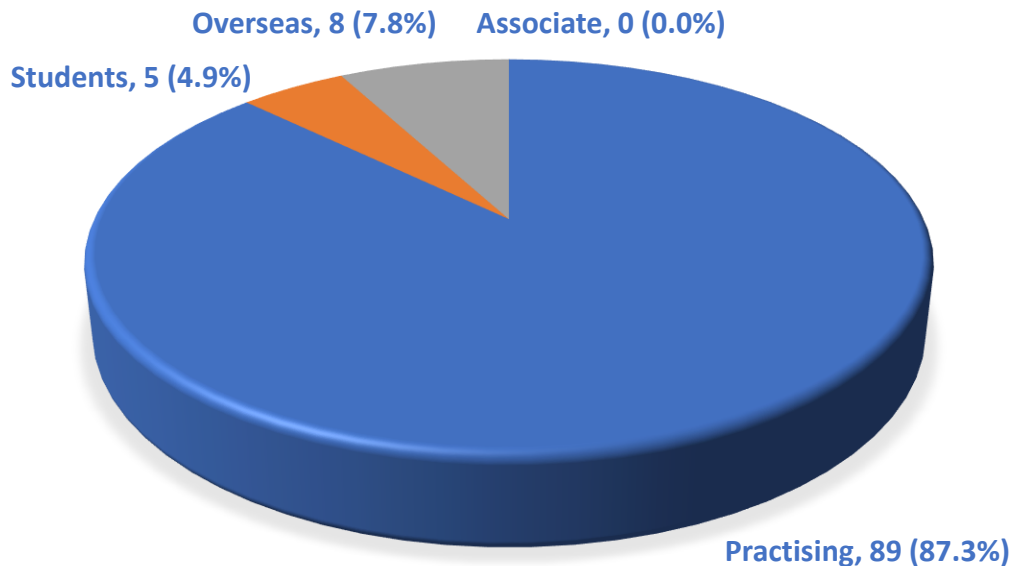
Ericka Mantaring
Admin Executive



Cherie Poon
Admin Executive

MEMBERSHIP

Dec 2021 - Present



Membership Category	December 2021	March 2023*	Change
Practising	112	89	-20.5%
Students	2	5	+150.0%
Overseas	6	8	+33.3%
Associate	3	0	-100.0%
Total	123	102	-17.1%

**Data not available for December 2022 since the AGM date was changed from December to March (per EGM)*

There are 102 SALTS members as of 27 March 2023; a net decrease since December 2021.

There has been a decrease in practising and associate memberships, likely attributed to the cessation of in-person Hanen courses (historically the biggest membership draw) due to the pandemic.

There has been an increase in student memberships, likely attributed the introduction of primarily student-targeted SpeechieBites events since December 2021.

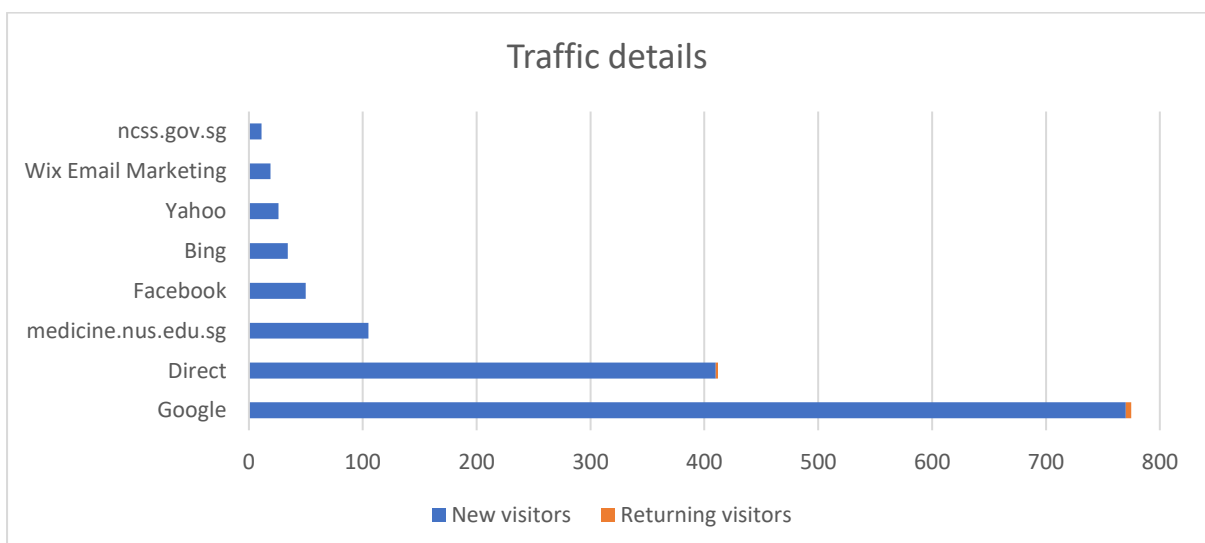
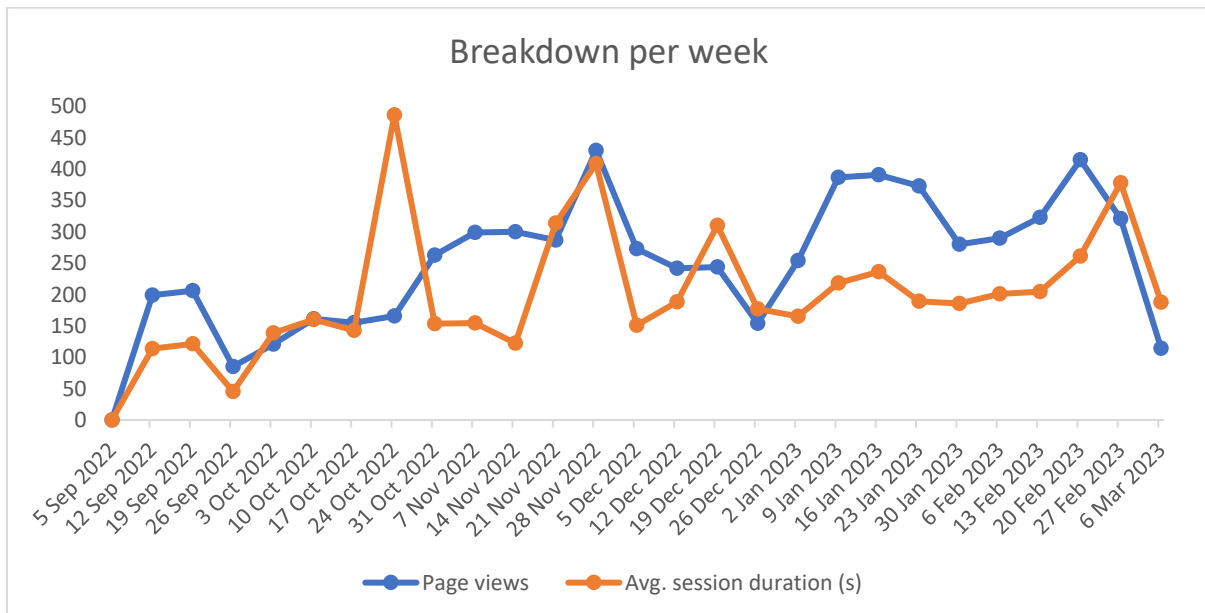
There has also been an increase in overseas memberships, possibly attributed to an increase in online forms of engagement since the pandemic.

WEBSITE STATISTICS

December 2021 - Present

The SALTS website was relaunched in September 2022 after a back-end switch to a new hosting provider. All features including membership were ported over successfully. Key reasons for the switch include: greater cost-effectiveness, greater ease of internal/independent webpage management, more integrated/reliable communication services (e.g., automatic syncing of email blasts to the latest membership details).

There has been a total of 6,733 webpage views from 5 August 2022 to 12 March 2023; an average of 249.4 page views per week and an average session duration of 200.6s. Most of these views were from new visitors.



SOCIAL MEDIA



SALTS Facebook page: Speech And Language Therapy Singapore

1,498 followers as of 25 March 2023 (5% increase from December 2021)
Approximately 1,300 page likes



SALTS Instagram: [speechtherapy.sg](https://www.instagram.com/speechtherapy.sg)

166 followers as of 25 March 2023 (77% decrease from December 2021)
Account recreated in July 2022 due to access/verification issues



SALTS Twitter: [@SALTSingapore](https://twitter.com/SALTSingapore)

250 followers as of 25 March 2023 (5% decrease from December 2021)



SALTS Facebook private group: [sgspeechies](#)

2 members
Created in March 2023



SpeechieBites Facebook private group: [SpeechieBites](#)

98 members as of 25 March 2023
Created in December 2021



SpeechieBites Instagram: [speechie.bites](https://www.instagram.com/speechie.bites)

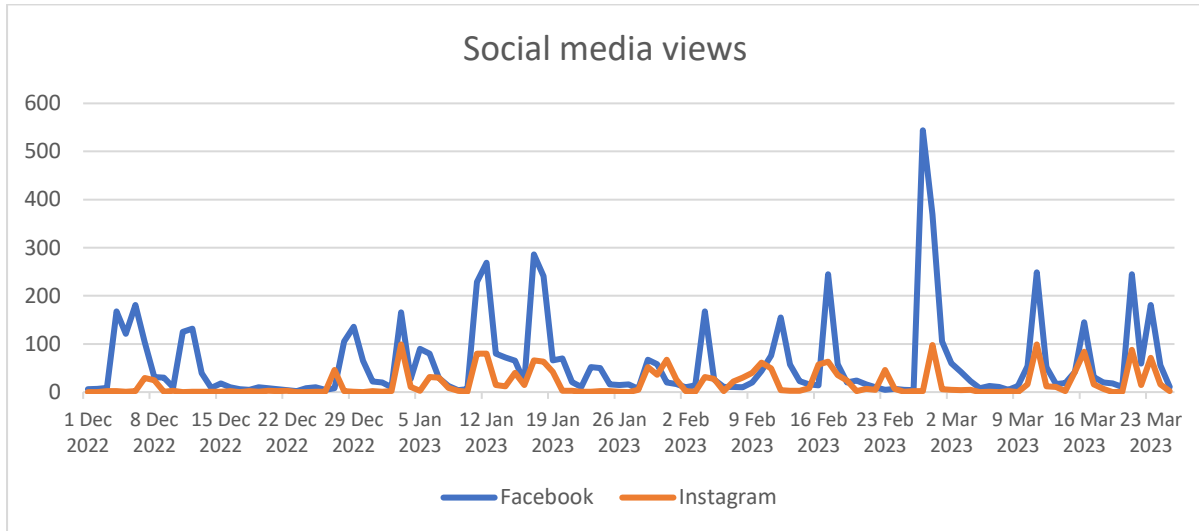
279 followers as of 25 March 2023
Created in December 2021

SALTS has generally maintained its presence on Facebook and Twitter since December 2021. The SALTS Instagram account had to be recreated in July 2022 due to access/verification issues, which affected reach and engagement on that platform.

Three new social media accounts have been created since December 2021:

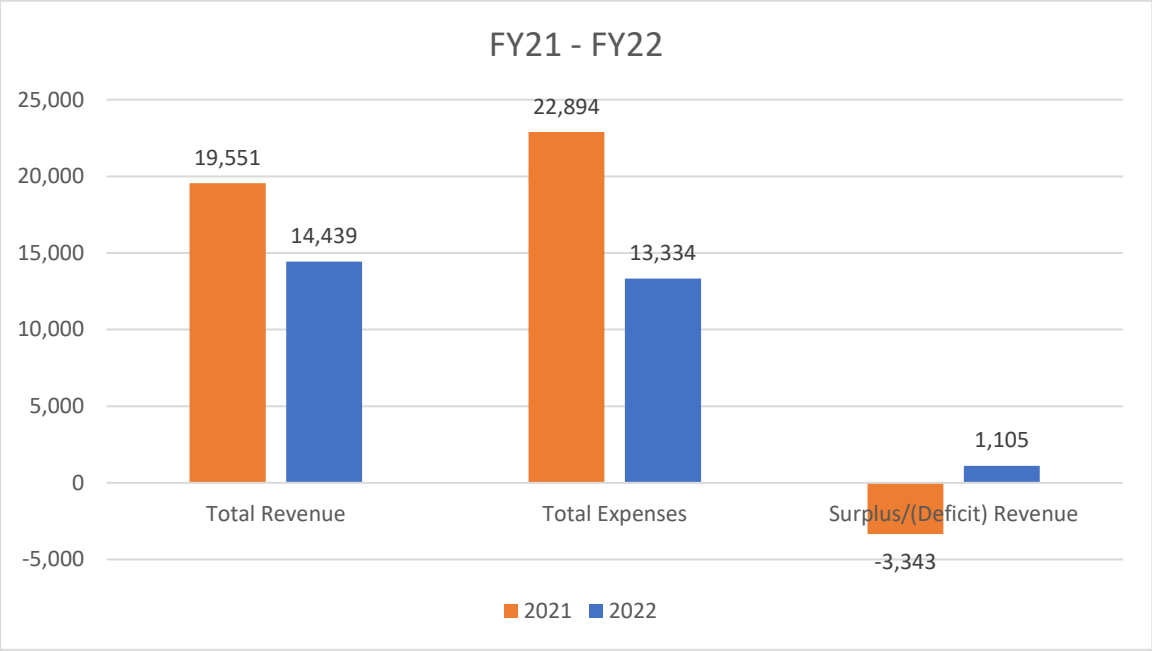
1. [sgspeechies](#): A private Facebook group requested by SALTS members during the 2022 EGM, as a safe space for Singapore speech therapists to discuss professional and clinical issues.
2. [SpeechieBites](#): A private Facebook group for [SpeechieBites](#), a new student-focused initiative with the mission of connecting speech therapy students and practising speech therapists.
3. [speechie.bites](https://www.instagram.com/speechie.bites): An Instagram account for [SpeechieBites](#).

The SALTS Facebook and Instagram accounts are generally used to disseminate information (e.g., events, advertisements). As of 25 March 2023, the SALTS Facebook page reach was 1,982 and the SALTS Instagram reach was 338.

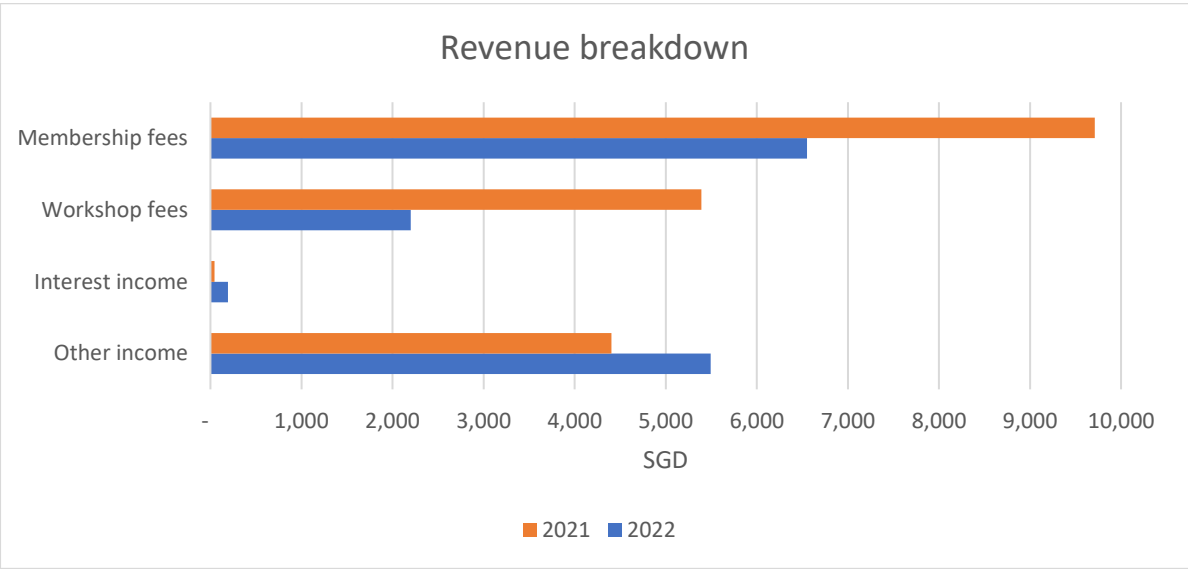


FINANCIAL STATEMENTS

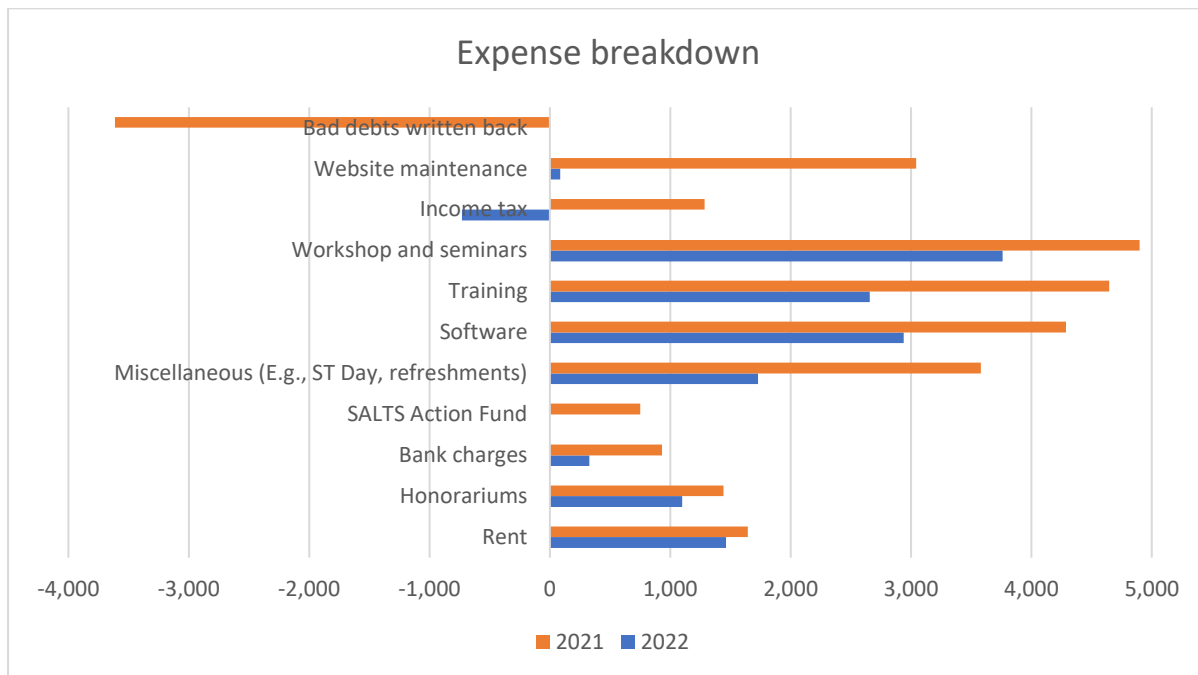
2022 saw a net decrease in revenue and expenses from changes in operations due to the pandemic.



The net decrease in revenue is primarily attributed to the net decrease in membership and workshop fees, mainly due to the cessation of in-person Hanen courses due to the pandemic.



The net decrease in expenses is attributed to a range of factors such as bad debts written back, incorrectly calculated income tax, and decreased expenditure on: (a) web maintenance under the new hosting provider, (b) in-person workshop and seminars e.g., Hanen, (c) training and software for SALTS committee members, (d) SALTS projects like Speech Therapy Day and the SALTS Action Fund.



SPEECH AND LANGUAGE THERAPY SINGAPORE (SALTS)
(Incorporated in Singapore)
UEN: S94SS0087H

AUDITED FINANCIAL STATEMENTS
FOR THE YEAR ENDED 31ST DECEMBER 2022

SPEECH AND LANGUAGE THERAPY SINGAPORE (SALTS)

(Incorporated in Singapore)

UEN: S94SS0087H

AUDITOR'S REPORT

CERTIFIED AND APPROVED BY:



CHLOE ANG, HON. PRESIDENT



PEGGY CHING, HON. TREASURER

AUDITOR'S REPORT

1. We have completed our audit on the accounts of the association for the period ended 31st December 2022 and have obtained all the information and explanation required.
2. In our opinion, the Balance Sheet and the Income Statement have been properly drawn up so as to show a true and fair view of the state of the association's affair at 31st December 2022 and the results for the year ended on the date.



EMILY GUO, HON. AUDITOR



TAN RUIYUN, HON. AUDITOR



MARIA TAN, HON. SECRETARY

SPEECH AND LANGUAGE THERAPY SINGAPORE (SALTS)
(Incorporated in Singapore)
UEN: S94SS0087H

BALANCE SHEET
AS AT 31ST DECEMBER 2022

	2022 S\$	2021 S\$
ASSETS		
Current Assets		
Cash at Bank	253,963	256,938
Account Receivables	-	200
Total Assets	253,963	257,138
LIABILITIES & MEMBERS' GENERAL FUND		
Current Liabilities		
Account Payable	800	850
Unearned Income	450	4,680
	1,250	5,530
MEMBERS' GENERAL FUND		
Members' General Fund	6,299	6,299
Excess of Revenue	246,414	245,309
	252,713	251,608
TOTAL LIABILITIES & MEMBERS' GENERAL FUND	253,963	257,138

SPEECH AND LANGUAGE THERAPY SINGAPORE (SALTS)
(Incorporated in Singapore)
UEN: S94SS0087H

INCOME STATEMENT
FOR THE YEAR ENDED 31ST DECEMBER 2022

	<u>2022</u> S\$	<u>2021</u> S\$
Revenue		
Membership Fees	6,550	9,710
Workshop Fees	2,200	5,390
Interest Income	194	46
Other income	<u>5,495</u>	<u>4,405</u>
	14,439	19,551
Less: expenses		
Bank Charges	(327)	(931)
Bad debts written back	-	3,614
Honorariums	(1,100)	(1,442)
Income Tax	730	(1,284)
Miscellaneous (E.g., ST Day, Annual Dinner)	(1,730)	(3,466)
Postage	-	(22)
Printing and Stationery	-	(10)
Refreshment & Entertainment	-	(82)
Rent	(1,464)	(1,644)
SALTS Action Fund	-	(751)
Software	(2,940)	(4,287)
Training	(2,656)	(4,647)
Website Maintenance	(86)	(3,042)
Workshop and Seminars	<u>(3,761)</u>	<u>(4,900)</u>
	(13,334)	(22,894)
Surplus/(deficit) for the year	1,105	(3,343)
Surplus brought forward	<u>245,309</u>	<u>248,652</u>
Surplus revenue carried forward	<u>246,414</u>	<u>245,309</u>



UEN: S94SS0087H

1 Scotts Road, #24-10,
Shaw Centre, Singapore 228208

www.salts.org.sg